

**CONSTITUTION AND REGULATIONS
OF THE
GRAND COMMANDERY
KNIGHTS TEMPLAR
OF THE
DISTRICT OF COLUMBIA**

SECTIONS 65, 66, 67

REVISED, AMENDED, AND APPROVED
16 MARCH 2019



**KNIGHTS TEMPLAR
UNIFORM
REGULATIONS**

Introduction

This Regulation applies to all Sir Knights who are members (full and affiliated) of a constituent Commandery of the Grand Commandery of the District of Columbia. All Sir Knights are required to be in the proper DC uniform when in the performance of their duties.

There are some slight changes from previous versions of this Regulation. In the past the DC Regulation started off with describing the Past Grand Commanders Uniform and then exchanged uniform items to arrive at what a Sir Knight should wear. This the way the Grand Encampment Regulation is worded.


This edition first describes common items across all ranks, such as, the Coat, the Insignia, and the basic Chapeau. Then under each category is a listing of what each Rank needs for his Uniform.

The committee has tried to present a document that the Sir Knights will find informative and easy to use.

Approved under my hand and the seal of the Grand Commandery, 16 March 2019.

James W. Mitchell

James W. Mitchell
Grand Commander



SECTION 65. - Uniform Regulation for the DC KT Full Dress Uniform

The full-dress uniform of a Knight Templar shall consist of a dress coat, chapeau, shirt, tie, trousers, shoes, gloves, sword sling, sword, and appropriate Insignia.

65.1 DRESS COAT – APPLIES TO ALL SIR KNIGHTS

65.1.1 CLOTH

Shall be dark navy blue or black (tropical worsted, all wool, polyester-gabardine, and double-knit). Naval Service Dress Blue Uniform is appropriate to use.

65.1.2 GENERAL STYLE

Double breasted sack coat, 3 buttons down each forepart, to close with 3 buttons, seam back, no vent, semi-fitting.

65.1.3 LENGTH

Length does not exceed over 2 inches below crotch line and no shorter than crotch line. Coat will have roll collar with peak lapels, three inches wide at peak.

65.1.4 POCKETS

To have two (2) outside pockets, one (1) on each side, all to be made with welts and no flaps. The 2 side pockets are to be 6-1/2 to 7 inches wide and the welt 1-1/2 inches deep, and the pockets 7-1/2 to 8 inches deep. There will be a left breast false pocket, **sewn shut**, with a welt 1 inch deep. The welt will be about 5 inches in length. There shall be inside breast pockets having a horizontal opening 6 inches wide and a depth of 6-1/2 inches. Outside pockets shall be sewn shut or stayed to prevent sagging.

65.1.5 CUFFS, SLEEVES AND SHOULDERS

Cuffs shall be closed and without buttons. There will be Velcro on each sleeve, 2 inches in height and be placed 2 inches above the bottom of the sleeve and centered. There will be Velcro centered on top of each shoulder and as close to the arm seam as possible.

65.1.6 LINING

The coat shall be lined with dark material.

65.1.7 BUTTONS

There will be three (3) black buttons on each forepart 5 inches from the edge. Top button approximately 3-1/2 inches below the breast line; bottom button in a line with center of the welt on hop pockets. Middle button to be midway between top and bottom buttons. Buttons will have KT Logo on surface.

65.1.8 SWORD SLIT

There shall be a horizontal slit approximately four (4) inches long over the left side pocket to allow the sword to be hooked outside; sword slit to be at top of pocket welt. The slit shall be fitted with a zipper to cover the opening when not in use. This will allow sword belt chains or slings to be worn on concealed belt or on trouser waist belt.

65.1.9 Reference Grand Encampment Chapter XIX, Sec 250 (A2).

65.2.0 CHAPEAU

65.2.1 GENERAL – ALL CHAPEAUS.

On the left side of the Chapeau shall be a black satin pleated rosette, oval in shape, and 5 inches high by 4 inches wide with 33 single points $\frac{3}{8}$ inches long extending around the edge of the oval.

65.2.2 SIR KNIGHTS

Overlaying the rosette shall be a black silk velvet oval, 4 inches long by 3 inches. In the center of the velvet oval there shall be Silver Passion Cross $\frac{11}{16}$ -inch-wide with vertical arm $3\frac{1}{2}$ inches long and transverse $2\frac{1}{8}$ inches long. The Cross to have a center part recessed $\frac{3}{8}$ inches wide and this space filled with bright red silk velvet. The white ostrich plume shall be 5 to 6 inches wide.

65.2.3 PAST COMMANDERS

Overlaying the rosette shall be a black silk velvet oval, 4 inches long by 3 inches, with gold bullion trim. In the center of the velvet oval there shall be a Gold Passion Cross with Sunburst $\frac{11}{16}$ inches wide, with vertical arm 3 inches long with a transverse arm 2 inches long. The cross to have a center part recessed $\frac{3}{8}$ inches wide and this space filled with bright red silk velvet. The Cross will have gold thread radiating rays forming a background. The white ostrich plume shall be 6 to 7 inches wide.

65.2.4 GRAND COMMANDERY OFFICERS (ELECTED LINE ONLY)

Overlaying the rosette shall be a black silk velvet oval, 4 inches long by 3 inches, with gold bullion trim. In the center of the velvet oval there shall be a bright Red Templar Cross, square in shape, bordered with Gold. The white ostrich plume shall be 8 inches wide.

65.2.5 GRAND COMMANDERS

Overlaying the rosette shall be a black silk velvet oval, 4 inches long by 3 inches, with gold bullion trim. In the center of the velvet oval there shall be a bright Red Templar Cross, square in shape, bordered with Gold. On each side of the Chapeau will be 2 slashes extending diagonally from the center at the rim each way toward the top and end of the Chapeau. These slashes to be $1\frac{3}{4}$ wide, gold wire lace bullion. At the front of the Chapeau will be a $\frac{3}{4}$ inch flat old bullion tassel, $2\frac{1}{2}$ inches long attached to the base of the plume by 2 gold bullion cords. The white ostrich plume shall be 8 inches wide.

65.2.5 PAST GRAND COMMANDERS

Overlaying the rosette shall be a black silk velvet oval, 4 inches long by 3 inches, with gold bullion trim. In the center of the velvet oval there shall be a bright Purple Templar Cross, square in shape, bordered with Gold. On each side of the Chapeau will be 2 slashes extending diagonally from the center at the rim each way toward the top and end of the Chapeau. These slashes to be $1\frac{3}{4}$ wide, gold wire lace bullion. At the front of the Chapeau will be a $\frac{3}{4}$ inch flat old bullion tassel, $2\frac{1}{2}$ inches long attached to the base of the plume by 2 gold bullion cords. The white ostrich plume shall be 8 inches wide.

65.3 SHIRT. The shirt shall be white in color, with buttons down the front, with a Point Collar, no epaulets, and long sleeve with buttons or cuff links. Button down collars are not to be used.

65.4 TIE. Black tie, to be tied in a 4 in hand manner. No ornamentation visible.

65.5 TROUSERS. The trousers shall be of black fabric matching the uniform jacket, straight legged, with a standard taper, with no cuffs, and to hang straight with little to no break on top of the shoes.

65.6 SHOES. The shoes will be Military Style Low Quarters or plain toe Oxfords and worn with black socks.

65.7 GLOVES. Gloves are Buff in color, either fabric or leather, without decoration.

65.8 SWORD SLING. Sword sling is to be worn over the shoulder under the coat or suspended from a belt worn under the coat. Hooks to secure sword are hanging through the zipper sword slit on the left side of the coat.

65.9 SWORDS

65.9.1 SIR KNIGHTS

- a) The Blade is straight and narrow, approximately 3/16-inch-thick, 11/16-inch-wide, twenty-six (26) to thirty-two (32) inches in length and is silver in color.
- b) The pommel shall be helmeted head of Knight with visor closed and plume on top and is silver in color.
- c) The grip may be black or white (preferably black), ornamented on the front with a silver passion cross one inch in length, inlaid flush with the surface.
- d) The cross guard shall be straight solid pattern without chain and is silver in color.
- e) The scabbard shall be of steel. It will have three hard metal mountings; the top mount, will have 2 sword rings at three (3) inches below the scabbard mouth; the middle mount with one (1) sword ring; and the bottom mount will be a toe piece covering the end of the scabbard. The mounts will have clean-cut emblematic mountings. The scabbard will have no engravings and is silver in color.

65.9.2 COMMANDERS, PAST COMMANDERS, GRAND COMMANDERS, PAST GRAND COMMANDERS

- a) The sword and scabbard are the same as a Sir Knight's, except that all metal parts are gold in color.
- b) The grip is white and is ornamented on front with monogram of owner, and on opposite side with a Passion Cross with Rays.

- c) The blade is etched with Knight Templar emblems and owner's name.
- d) The scabbard mountings may have crosses matching the Sir Knights rank.

65.10 INSIGNIA

65.10.1 ALL SIR KNIGHTS

- Each Sir Knight will wear the Cross of Malta centered over the left breast pocket.
- Each Sir Knight will wear the Red Cross to the left of the Cross of Malta. Medals will be centered over the left breast pocket.
- Each Sir Knight may wear a metal ribbon bar representing Military Service just above the medals on left breast, it is optional.
- Each Sir Knight may wear a metal ribbon bar representing KYCH just above the medals on left breast, it is optional.
- KTCH Jewel is to be worn to the right of the Malta Jewel. Awarded.
- Each Sir Knight will wear a bright polished brass name bar on the coat right breast level with the left breast pocket.
- Grand Encampment Insignia will be worn below the name bar on the right side.
- Other Jurisdiction's Insignia may be worn on the left side.
- Reference Grand Encampment Chapter XVII Insignia of Rank and Shoulder Straps.
- Grand Encampment, Section 257, states:
 - Only Templar Jewels are to be worn on the Templar Uniform. Jewels of office, meritorious jewels, badge of Commanderies, Malta and Red Cross jewel may be worn on the left breast, placed in the order named, from the wearer's right to left.
 - The badge of the Knight York Cross of Honor is not a Templar Jewel within the meaning of Section 257 and cannot be worn on the Templar uniform. (1955, p. 267, No. 21, Gordon, 1988 digest - 380)
 - A K.Y.C.H. Jewel on a Templar uniform, suspended from a cord around the neck, is prohibited. (1955, p. 267, No. 21, Gordon, / 1958, p. 293, No. 32, DeLamater, / 1961, p. 50, No. 23, Wieber, 1988 digest - 385)
- Upper Lapel Pins will be placed ½ inch above the notch of the lapel (as worn), properly centered, with base parallel to notch. See Illustration.
- Lower Lapel Pins will be centered 1 ½ inch from the inner edge of the lower Lapel (as worn) properly centered, parallel to inner edge of the label, and 1 inch below the notch point. See Illustration.
- Sleeve Crosses will be worn on Velcro as detailed in Section 65.1.
- Knight Preceptor Pin may be worn on the ribbon of the Malta or Red Cross jewel. (Pin is provided by the local Preceptory to members.)

65.10.2 SIR KNIGHTS

- Will wear a 2" Silver Embroidered Passion Cross on each sleeve.
- Will wear a ½ inch Silver Metal D.C. pin on upper right lapel. (Commandery supplied)
- Will wear a ½ inch Silver Metal numeral (1, 2, or 3) pin reflecting their constituent Commandery on upper left lapel. (Commandery supplied)
- Will wear a 1" Silver Metal Passion Cross pin on each lower lapel. (Commandery supplied)

65.10.3 COMMANDERY OFFICERS (ELECTED LINE ONLY)

- Will wear a 2" Silver Embroidered Passion Cross on each sleeve.
- Will wear a ½ inch Silver Metal D.C. pin on upper right lapel. (Commandery supplied)
- Will wear a ½ inch Silver Metal numeral (1, 2, or 3) pin reflecting their constituent Commandery on upper left lapel. (Commandery supplied)
- Will wear a 1" Silver Metal Passion Cross pin on each lower lapel. (Commandery supplied)
- Will wear appropriate Shoulder Boards. (Commandery supplied)
- Will wear appropriate Officers Jewel to the right of existing jewels. (Commandery supplied)

65.10.4 PAST COMMANDERS

- Will wear a 2" Gold Embroidered Passion Cross with Sunburst on each sleeve.
- Will wear a ½ inch Gold Metal D.C. pin on upper right lapel. (Commandery supplied)
- Will wear a ½ inch Gold Metal numeral (1, 2, or 3) pin reflecting their constituent Commandery on upper left lapel. (Commandery supplied)
- Will wear a 1" Gold Metal Passion Cross with Sunburst pin on each lower lapel. (Commandery supplied)
- Will wear Shoulder Boards of a Past Commander. (Commandery supplied)
- Will wear an appropriate Jewel of a Past Commander. Jewel to be worn to the right of other Jewels.

65.10.5 GRAND COMMANDERY OFFICERS (ELECTED LINE ONLY)

- Will wear a 2" Red Embroidered Malta Cross on each sleeve. (Grand Commandery supplied)
- Will wear a ½ inch gold metal D.C. pin on each upper lapel. (Grand Commandery supplied)
- Will wear a 1" Red Metal Malta Cross pin on each lower lapel. (Grand Commandery supplied)
- Will wear appropriate Shoulder Boards. (Grand Commandery supplied)
- Grand Officers Jewel will be worn to the right of other Jewels(Grand Commandery supplied)

- Grand Commanders Jewel will be suspended from a red cord and worn around the neck. (Grand Commandery supplied)

65.10.6 PAST GRAND COMMANDERS

- Will wear a 2” Purple Embroidered Malta Cross on each sleeve.
- Will wear a ½ inch gold metal D.C. pin on each upper lapel.
- Will wear a 1” Purple Metal Malta Cross pin on each lower lapel.
- Will wear appropriate Shoulder Boards.
- Past Grand Commanders Jewel will be suspended from a Purple Cord and worn around the neck.

65.11.0 Alternative to the Chapeau

65.11.1 Bell Crown Hat

The black Bell Crown Hat with a black patent leather visor, and chin strap, as prescribed in Section 251 of the Statutes of the Grand Encampment Constitution. **See “Examples of Uniform Accoutrements”** The Bell Crown Hat may be worn with the D.C. Full Dress Uniform on appropriate occasions, following the directives of the Grand Commander as to Grand Commandery functions.

65.11.2 Military “Pershing “ Style Military Hat

The black Military “Pershing” style Hat with a black patent leather visor, and chin strap, as prescribed in Section 251 of the Statutes of the Grand Encampment Constitution. **See “Examples of Uniform Accoutrements”** The Pershing Hat may be worn with the D.C. Full Dress Uniform on appropriate occasions, following the directives of the Grand Commander as to Grand Commandery functions.

65.11.3 Neither Hat is authorized for wear:

- During the execution of any Knight Templar Order.
- During the Annual or Semi-Annual Conclave of the Grand Commandery.
- During any Grand Encampment or Department assembly unless authorized by the Grand Master.

65.11.4 SIR KNIGHTS

The chip strap will be black.

Chip strap buttons will be silver.

With a silver passion cross with recessed red passion cross mounted on the front.

65.11.5 PAST COMMANDERS

- The chip strap will be black.
- Chip strap buttons will be gold.
- With a gold passion cross with a Sun Burst and recessed red passion cross mounted on the front.

65.11.6 GRAND COMMANDERY OFFICERS (ELECTED LINE ONLY)

- The chip strap will be black.
- Chip strap buttons will be gold.
- With a Red Malta Cross, square in shape mounted on the front.

65.11.7 GRAND COMMANDERS

- The chip strap will be gold.
- Chip strap buttons will be gold.
- With a Red Malta Cross, square in shape mounted on the front.
- One (1) Inch gold sweat band.

65.11.8 PAST GRAND COMMANDERS

- The chip strap will be gold.
- Chip strap buttons will be gold.
- With a Purple Malta Cross, square in shape mounted on the front.
- One (1) Inch gold sweat band.
- Hat Visor will have One (1) row of oak leaves and acorns. (Same as worn by US Navy 05 and above).

SECTION 66. - Uniform Regulation for the DC KT SUMMER UNIFORM

The summer uniform is authorized for wear from 01 May through 30 September of each calendar year, unless otherwise authorized by order of the Grand Commander. The Summer Uniform is **NOT** authorized for wear:

- During the execution of any Knight Templar Orders.
- During the Annual or Semi-Annual Conclave of the Grand Commandery.
- During any Grand Encampment or Department assembly.

The Summer Uniform of a Knight Templar shall consist of a cover, shirt, trousers, belt and shoes. Neck ties, sword sling/belt, and swords are not to be worn.

66.1 COVER

Cover will consist of Military Style Naval Combination or Peaked cap with white top, black band, and black visor. Cap insignia will be placed center in front of the cover just above the hat band.

66.1.1 SIR KNIGHTS

Cover Visor will have NO row of oak leaves and acorns (scrambled eggs) (Same as that worn by US Navy 04 and below). The cover will have a 2" Silver Metallic Passion Cross.

66.1.2 PAST COMMANDERS

Cover Visor will have NO row of oak leaves and acorns (scrambled eggs) (Same as that worn by US Navy 04 and below). The cover will have a 2” Gold Metallic Passion Cross with Sunburst.

66.1.3 GRAND COMMANDERY OFFICERS (ELECTED LINE ONLY)

Cover Visor will have NO row of oak leaves and acorns (scrambled eggs) (Same as that worn by US Navy 04 and below). The cover will have a 2” Red Metallic Malta Cross.

66.1.4 GRAND COMMANDERS

Cover Visor will have ONE row of oak leaves and acorns (scrambled eggs) (Same as that worn by US Navy 05 and above). The cover will have 2” Red Metallic Malta Cross.

66.1.5 PAST GRAND COMMANDERS

Cover Visor will have ONE row of oak leaves and acorns (scrambled eggs) (Same as that worn by US Navy 05 and above). The cover will have 2” Purple Metallic Malta Cross.

66.2 SHIRT. Shirt will be a white, with buttons down the front, with a point collar, short sleeve with epaulettes on the shoulders, to be worn open at the neck. No button-down collar.

66.3 TROUSERS. The same as prescribed for the full-dress uniform.

66.4 SHOES. The same as prescribed for the full-dress uniform.

66.5. INSIGNIA

66.5.1 GENERAL – APPLIES TO ALL

- A metal bar depicting the Commandery, Malta Cross, and Red Cross emblems shall be worn over the left breast pocket.
- A metal ribbon bar representing Military Service is worn centered above the metal 3 Order bar, it is optional.
- A metal ribbon bar representing KTCH is worn centered above the metal 3 Order bar, it is optional.
- A metal ribbon bar representing KYCH is worn centered above the metal 3 Order bar, it is optional.
- A bright polished brass name bar shall be worn centered over the left breast pocket. This should be the same as the Full-Dress Uniform.
- Collar pins will be centered and approximately ½” up from the point of collar. **See Illustration.** Pins will be the same as worn on the Full-Dress Uniform.

66.5.2 SIR KNIGHTS

- On each epaulette will be worn a 1” Silver Metallic Passion Cross.
- On the right and left collar, same as worn on the Dress Uniform lapels.

66.5.3 PAST COMMANDERS

- On each epaulette will be a 1” Gold Metallic Passion Cross with Sunburst.
- On the right and left collar, same as worn on the Dress Uniform lapels.

66.5.4 GRAND COMMANDERY OFFICERS (ELECTED LINE ONLY)

- On the epaulettes will be a 1” Red Metallic Malta Cross.
- On the right and left collar, same as worn on the Dress Uniform lapels.

66.5.5 PAST GRAND COMMANDERS

- On the epaulettes will be a 1” Purple Metallic Malta Cross.
- On the right and left collar, same as worn on the Dress Uniform lapels.

66.6 BELT. Belt will be black military web style with a military style buckle.

- Silver for Sir Knights.
- Gold for Past Commanders and above.

SECTION 67. - Uniform Regulation for the DC KT **FATIGUE UNIFORM**
(RECINDED)

SECTION 67a. - DC KT INFORMAL UNIFORM

An informal uniform for use at informal Templar events or when appearing at the functions of other Masonic organizations or the public where a full Templar uniform may be undesirable, and where other male participants are wearing coats and ties, is authorized for wear. The Grand Commander or local Commander may provide guidance on use of this uniform at specific events, as appropriate.

67a.1. Clothing Items

- Jacket, Blazer, dark blue.
- Trousers, light gray, straight legged, with a standard taper, with no cuffs, and to hang straight with little to no break on top of the shoes.
- The shirt shall be white in color, with buttons down the front, with a Point Collar, no epaulets, and long sleeve with buttons or cuff links. Button down collars are not to be used.
- Tie, Black, to be tied in a 4 in hand manner with or with a DC Grand Commandery or Commandery crest.
- Socks, Black.
- Shoes will be Military Style Low Quarters or plain toe Oxfords.

67a.2. Crest

The Grand Commandery, in conjunction with the Committee on Ritual and Uniforms, may commission a unique crest. This crest may be embroidered on a black tie or worn as a pin on the black tie. A unique crest patch may be created and worn on the blazer breast pocket.

DEFINITIONS

A Shoulder Strap is on the edge of the shoulder and is positioned Front to Back.

A Shoulder Board is considered a Should Strap, whether attached with Velcro or buttons.

Epaulette – Is on the shoulder and is positioned Left to Right. The end of the epaulette is on the shoulder/arm seam, is sewn to the shirt or jacket. The end of the epaulette nearest the collar is attached with a button.

A Hat is headgear with a shaped crown and a brim.

A Cap is headgear which is flat or has a crown that fits very close to the head and has no brim. Caps can have a peak or a visor in front.

CROSSES


Latin or Passion



Crusader Cross



Variations of Malta Crosses



Hat and Cap Variations

Pershing Hat



Bell Crown Hat



Fatigue Hat (Old style) - Not Authorized



Combination/Peaked Hat –
Not Authorized for Class ‘A’
Authorized in White for Summer



Garrison/Side Cap – Not Authorized



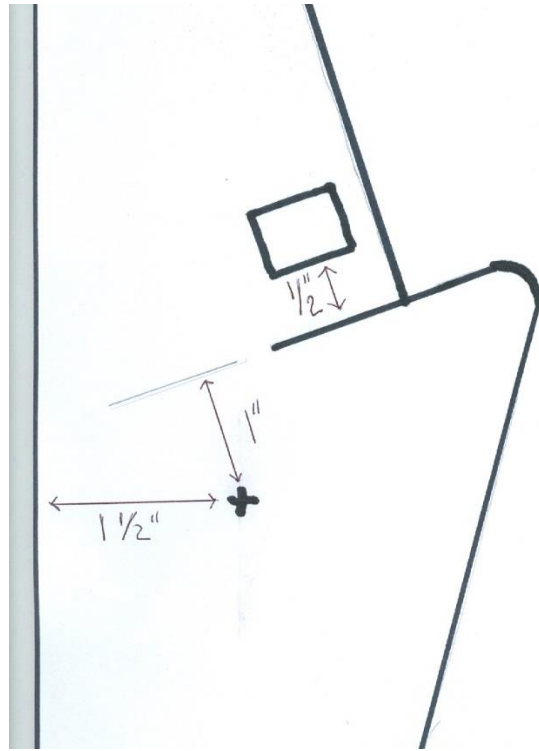
Chapeau Example



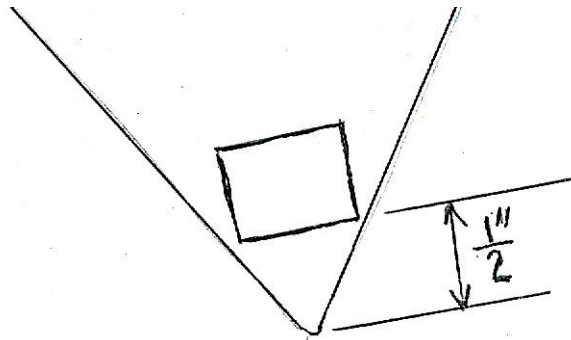
Note the bottom edge of Chapeau is curved **NOT** straight.

Illustrations of Lapel and Collar Insignia Placement

Full Dress Uniform Lapel Pin Placement



Summer Uniform Collar Pin Placement



Examples of Uniform Accoutrements

Sleeve Crosses



Sir Knight

Past Commander

Chapeau Rosettes



Sir Knight

Past Commander

Shoulder Boards



Past Commander Shoulder Boards




One (1) Inch Lapel Crosses



Military Service Ribbon

Cap and Mantel may be used for Knights Preceptors



UNIFORM ITEM SUPPLIERS LIST

Dominion Regalia
1550 O'Connor Drive
Toronto, Ontario, M4B 2V3
866-423-4086
www.dominionregalia.com

Fraternal Jewelry Co.
421 N. Moyer Drive
Montgomery, AL 36100
888-415-7354
334-277-1082

Fraternal Supplies, Inc.
80 South railroad Street,
New London, OH 44851
800-345-3682
419-929-1523
419-929-0047 (Fax)
www.fraternal-supplies.com

Fratline Emblematix
M. Warren & Co.
P.O. Box 9258
Louisville, KY 40209
1-877-459-1440
www.fratline.net

Frommann Enterprises
Fraternal Supplies
22831 60th Ave
Mattawan, MI 49071
616-668-3852

Lighthouse Uniform Co.
1532 15th Avenue
Seattle, WA 98119
800-426-5225
www.lighthouseuniform.com

Los Angeles Fraternal Supply Company, Inc.
3704 South Main Street
Los Angeles, CA 90007
213-231-1141
213-233-8844 (Fax)
www.lafSCO.com

Milford Commandery No 11
PO Box 321
Ashland, MA 01721-0321

New London Regalia
Manufacturing Company INC
4330 State Route 162 West
New London, OH 44851
800-634-8253
419-929-1516
419-929-1517 (Fax)
www.newlondonregalia.com/

Simpson Jewelry and Uniforms INC
327 East Main Street
Greentown, IN 46936
756-628-7674
765-628-2598 (Fax)
www.simpsonsjewelry.com